


PRODUCT INFORMATION



- Top mounted compressor units
- Exterior and interior constructed with stainless steel AISI 201
- Digital controller - Carel
- Heavy duty compressor
- Self-closing and stay open door
- Efficient refrigeration system
- Round corner design
- Standard safety door lock
- Magnetic door gaskets
- Pre-installed castors/feet
- Pre-installed shelves
- Fits GN Pans
- Power supply: 220V / 50Hz



Classification	Freezer	Cooling method	Ventilated
Door	1	Defrost method	Hot gas defrost
Temperature	-22°C / -17°C	Refrigerant	R290
Climate temperature	40°C 40%	Refrigerant amount (g)	120
Gross volume (L)	670	Climate class	5
Net volume (L)	455	External dimensions (body) (mm)	730×805×1940
Shelves (pcs)	4	Dimensions with castors (mm)	730×805×2065
Shelf dimensions (mm)	530×650	Internal dimensions (mm)	610×635×1540
Maximum load per shelf (kg)	40	Wooden packaging dimensions (mm)	770×860×2110
Insulation thickness (mm)	60	Net weight (kg)	115
Power (W)	600	Gross weight (kg)	130
Energy consumption (kWh/24h)	4.99	Compressor brand	Cubigel
Annual energy consumption (kWh/year)	1821	Compressor model	NUM90LA1
Rated current (A)	3	Compressor power (hp/W)	1/3+

ENERG Y IJA
енергия · ενεργεια
IE IA

ATOSA MBF8113GR

ENERGIA · ΕΝΕΡΓΙΑ · ENERTEIA
ENERGIJA · ENERGY · ENERGIE
ENERGI

1821
kWh/annum

1L
- L

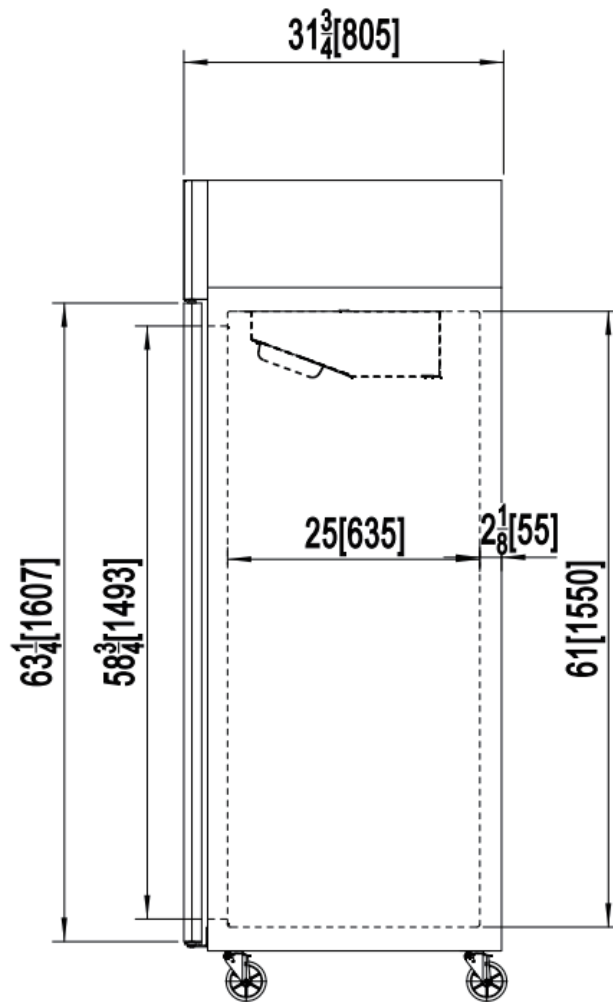

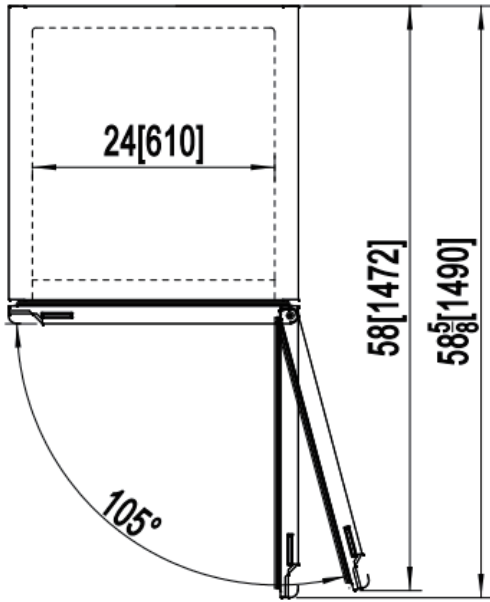
455 L

5
40°C-40%

2015/1094-IV

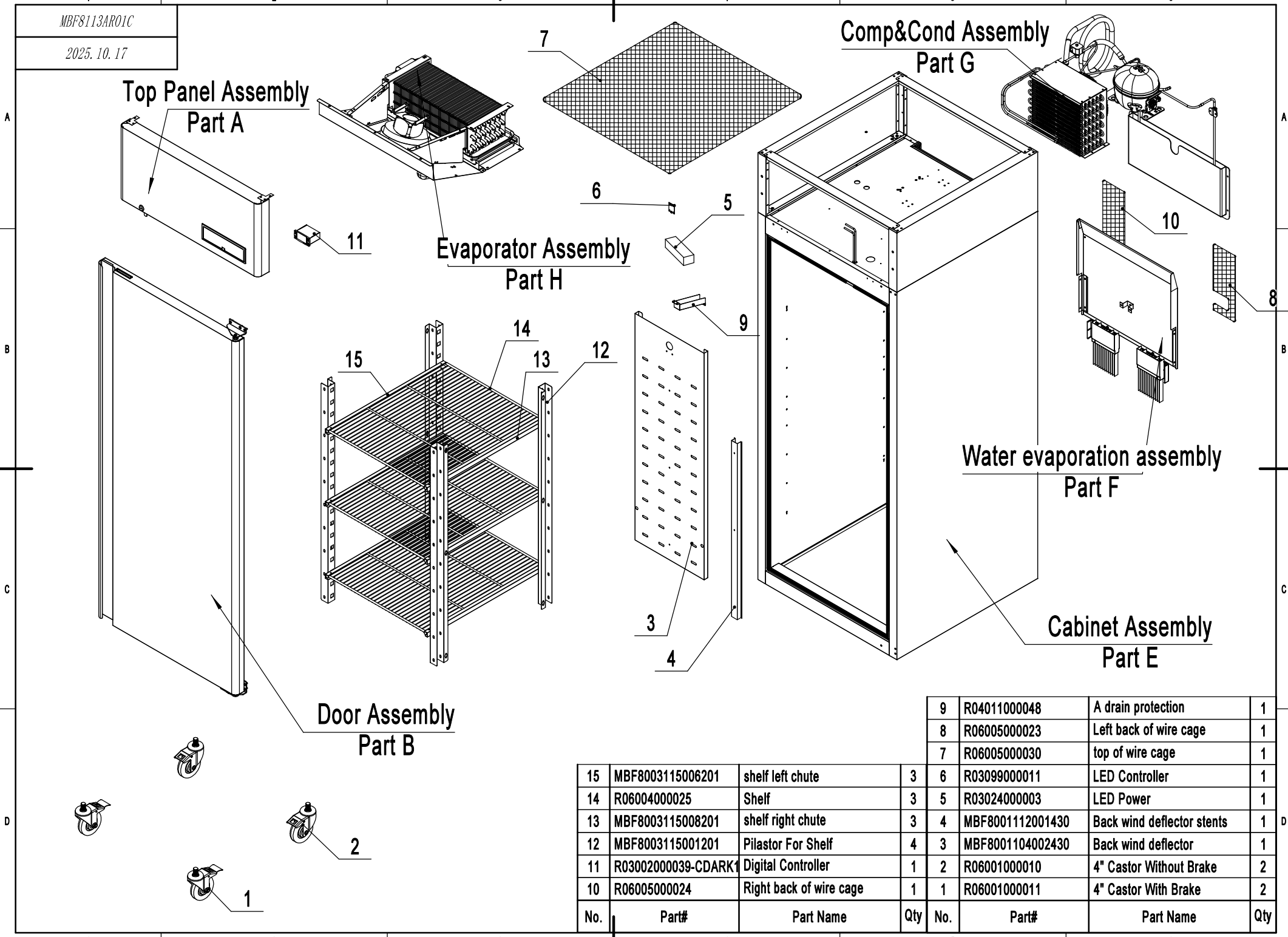
TECHNICAL DRAWING

MBF8113-GR MBF8116-GR



MBF8113ARO1C

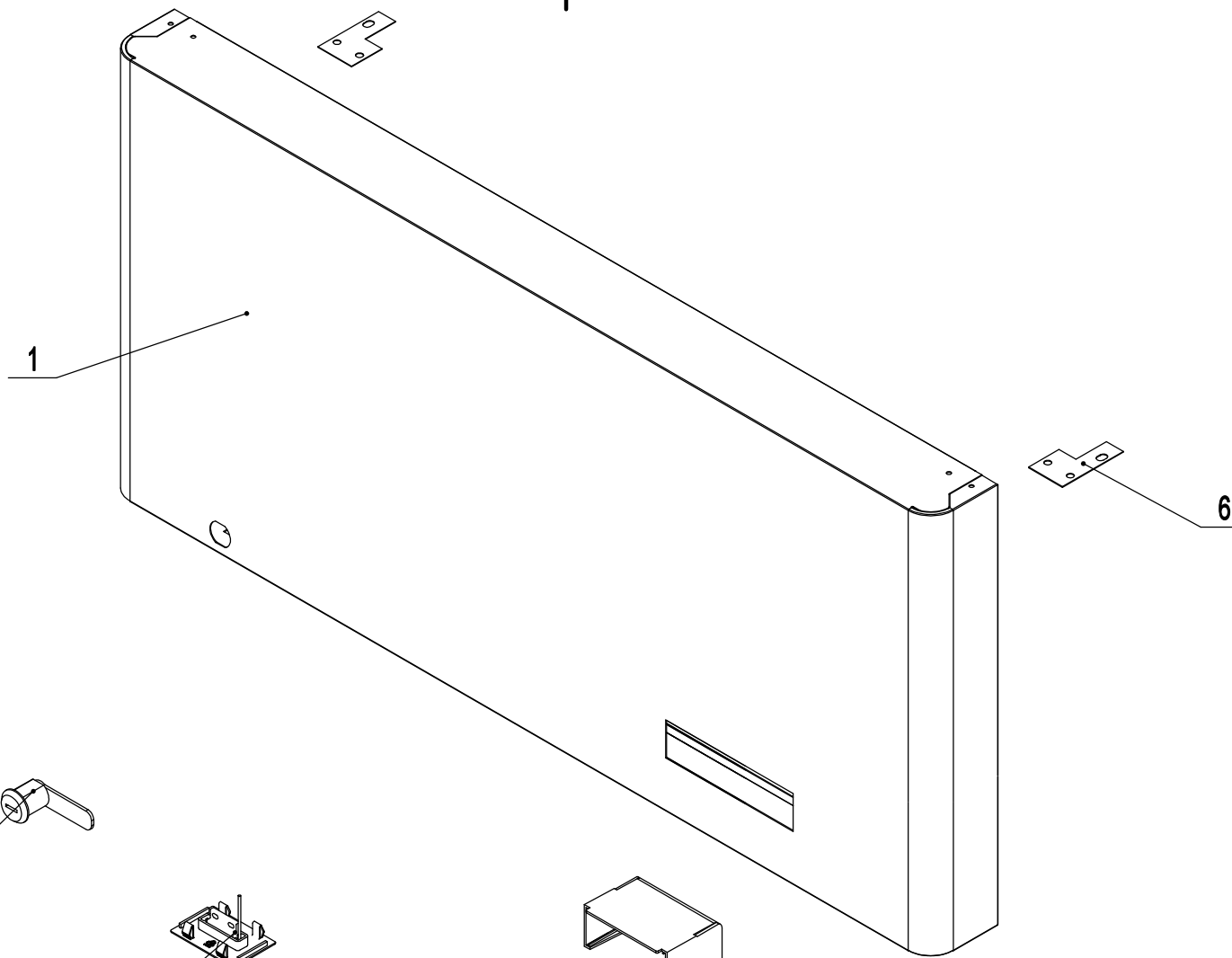
2025.10.17



				9	R04011000048	A drain protection	1
				8	R06005000023	Left back of wire cage	1
				7	R06005000030	top of wire cage	1
15	MBF8003115006201	shelf left chute	3	6	R03099000011	LED Controller	1
14	R06004000025	Shelf	3	5	R03024000003	LED Power	1
13	MBF8003115008201	shelf right chute	3	4	MBF8001112001430	Back wind deflector stents	1
12	MBF8003115001201	Pilastor For Shelf	4	3	MBF8001104002430	Back wind deflector	1
11	R03002000039-CDARK1	Digital Controller	1	2	R06001000010	4" Castor Without Brake	2
10	R06005000024	Right back of wire cage	1	1	R06001000011	4" Castor With Brake	2
No.	Part#	Part Name	Qty	No.	Part#	Part Name	Qty

Part A 2025.10.17

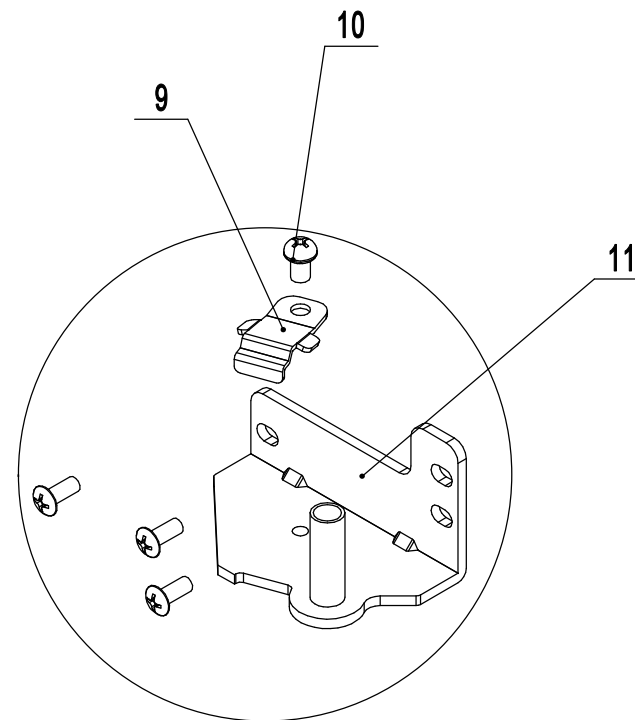
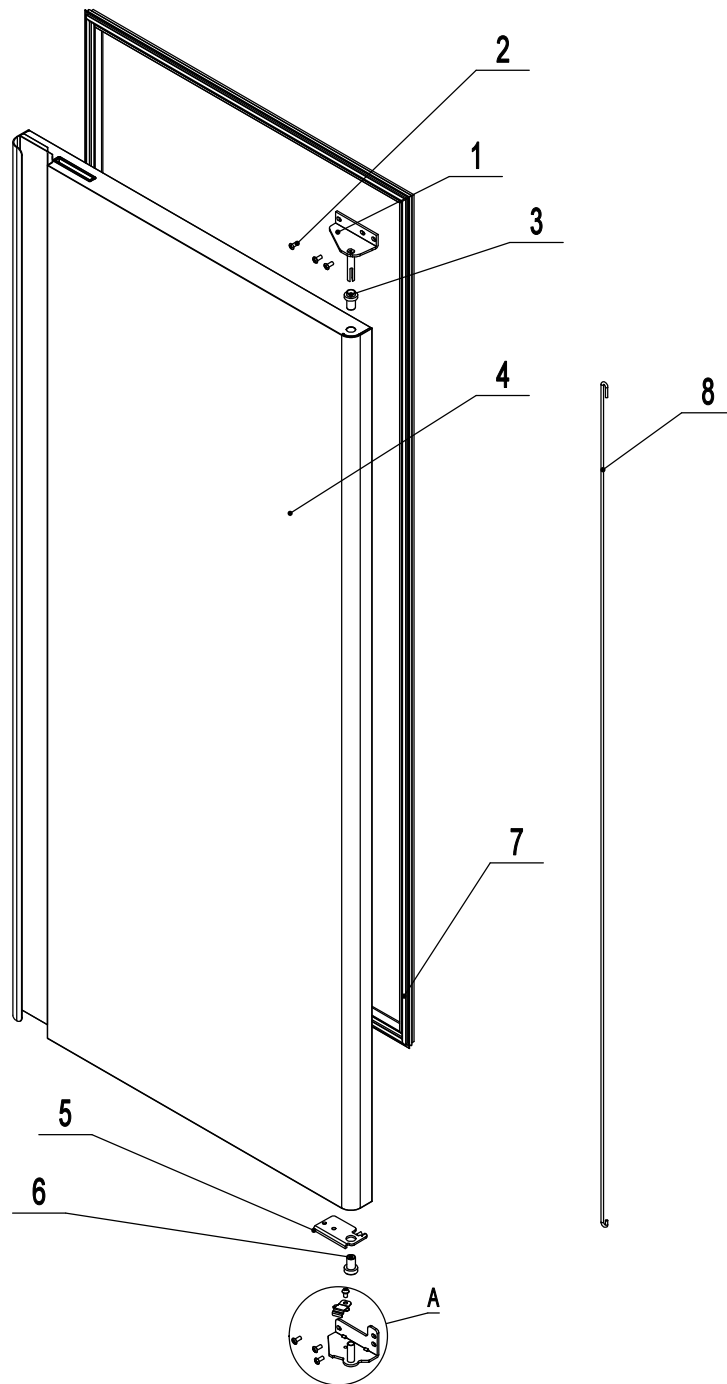
MBF8001211050



6	MBF800211003430	Fastener For Top Panel	2
5	R04011000130	Controller Cover	1
4	R03008000008	Power Switch	1
3	R04011000127	Gate Magnetic Switch	1
2	R06003000004	Lock	1
1	MBF8113111001430	FRONT TOP PANEL-TOP	1
No.	Part#	Part Name	Qty

Part B 2025.10.17

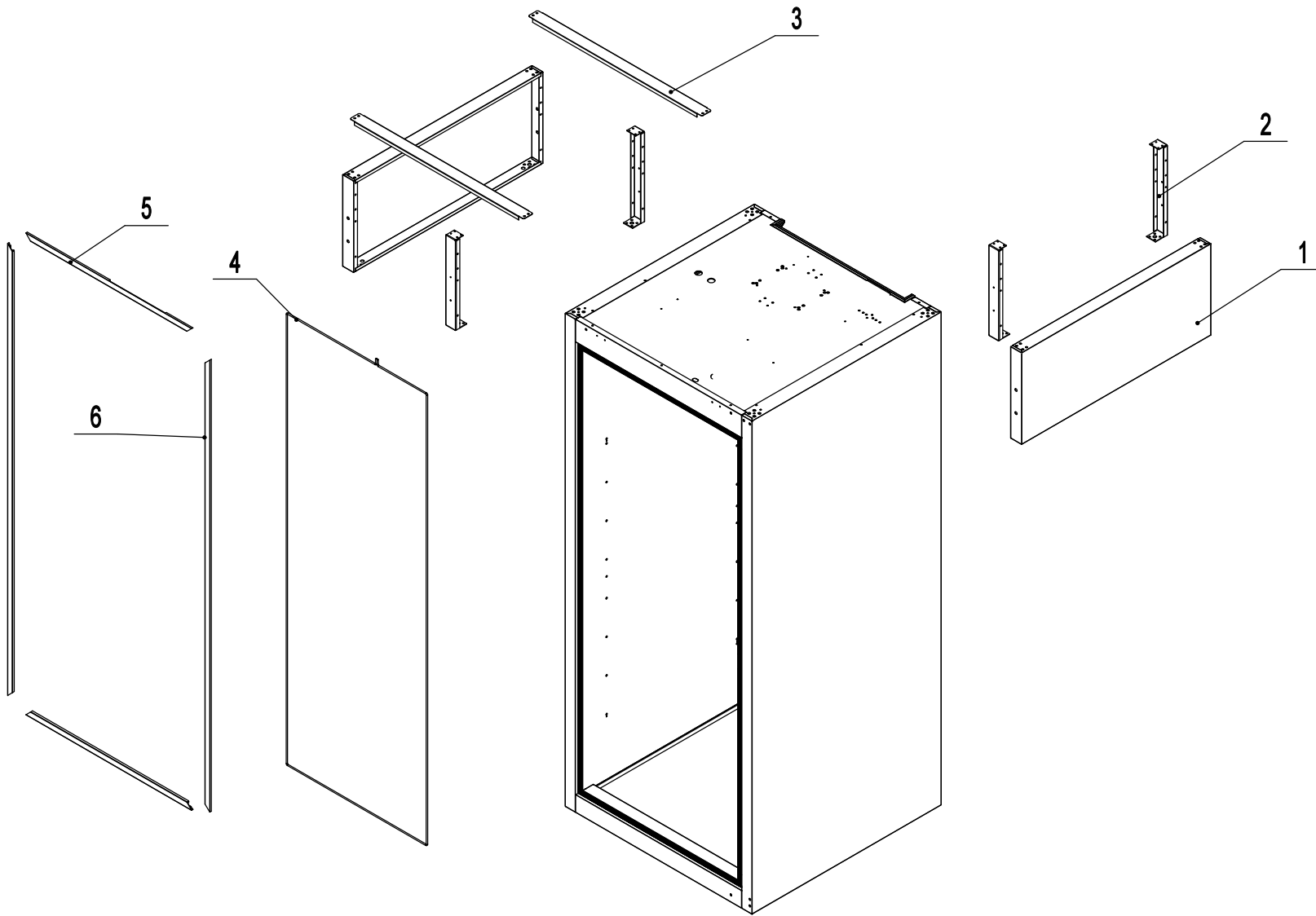
MBF8001201011



11	R06007000051	Right-Bottom Hinge	1
10	R05007000005	SS Screw M6x8	1
9	R06007000101	Door Brake-Bottom	1
8	R06007000085	Door Spring Bar	1
7	R04003000043	Door Gasket	1
6	R04011000089	Door Shaft Sleeve-Bottom	1
5	R06007000099	Door Brake -Right	1
4	MBF8001221011	Right Door	1
3	R04011000088	Door Shaft Sleeve-Top	1
2	R05002000019	SS Screw M5x12	6
1	R06007000048	Right-Top Hinge	1
No.	Part#	Part Name	Qty

Part E 2025.10.17

MBF8001206NV1



6	R04012000223	Left-Right Frame Cover	2
5	R04012000222	Top-Bottom Frame Cover	2
4	R02015000106	Cabinet Heater PIPE	1
3	MBF8001112003500	Top Long Fixing Rack	2
2	MBF8001112002500	Side Panel Frame	4
1	MBF8001106010430	Top Side Panel	2
No.	Part#	Part Name	Qty

Part F 2025.10.17

MBF8004203050

A

B

C

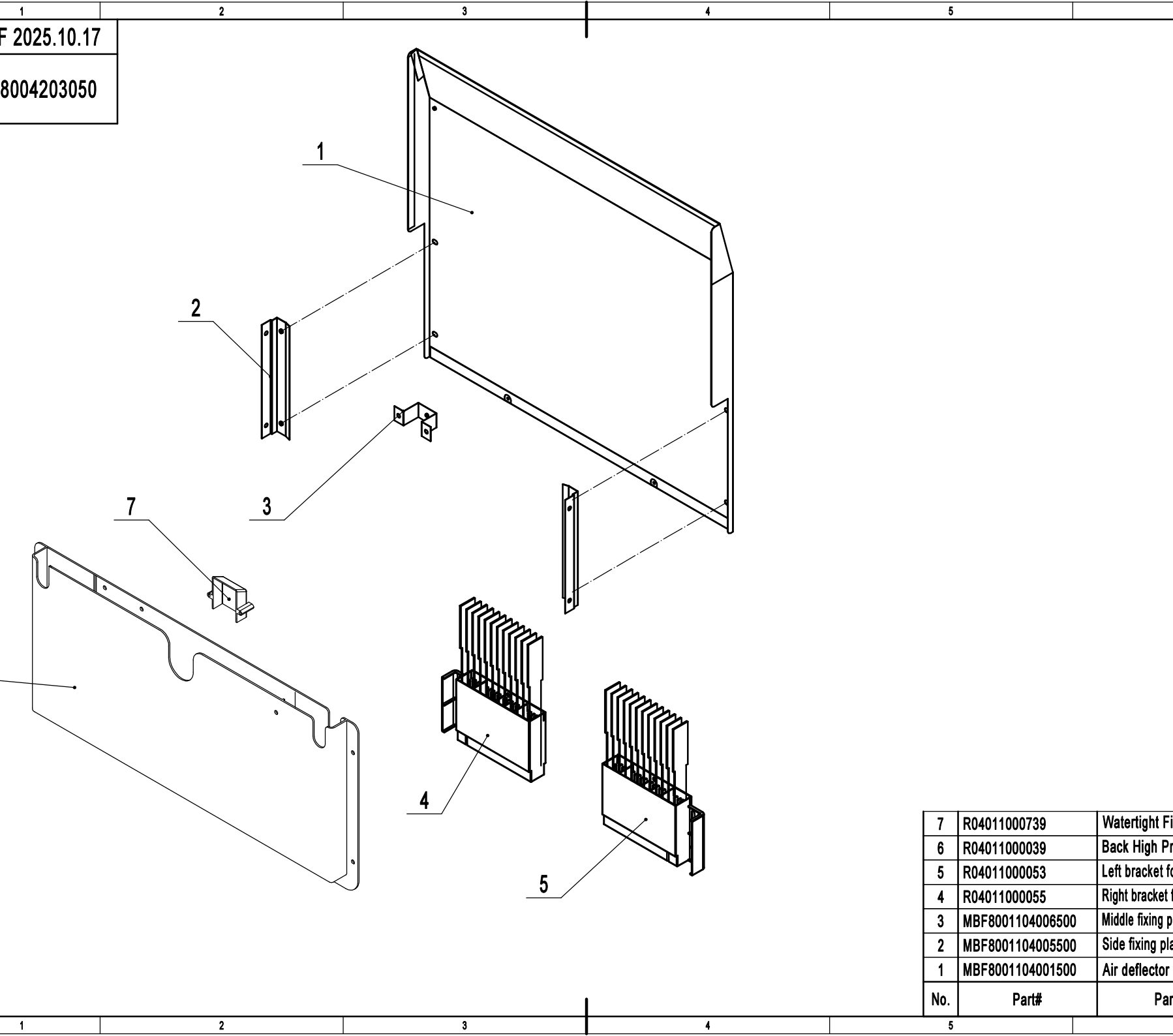
D

A

B

C

D



7	R04011000739	Watertight Fittings	1
6	R04011000039	Back High Presure Coil Pan	1
5	R04011000053	Left bracket for Absorbent paper	1
4	R04011000055	Right bracket for Absorbent paper	1
3	MBF8001104006500	Middle fixing plate for Air deflector	1
2	MBF8001104005500	Side fixing plate for Air deflector	2
1	MBF8001104001500	Air deflector	1
No.	Part#	Part Name	Qty

Part H 2025.10.17

MBF8001204021

21	R02015000227	Defrosting tube	1
20	R02015000128	Low Pressure Coil Back to Comp	1
19	R04011000095	Lamp Cover	1
18	R03004000012	Lamp	1
17	R04011000047	Evap Fan Motor Cover	1
16	MBF8113104002430	Evap Front Cover	1
15	R03019000008	Evap Temp Probe	1
14	R03019000007	Room Temp Probe	1
13	R03000000007	Evap Fan Blade	1
12	R03001000005	Evap Fan Motor	1
11	MBF8002112001304	Evap Fan Bracket	1
10	MBF8113104001430	Drain Pan Cover	1
9	R08011000083	Drain Pan Foam	1
8	R04008000039	Drain Hose Connector A	1
7	R03010000023	Drain Pan Heater	1
6	MBF8001104007600	Drain Pan	1
5	R04008000040	Drain Hose Connector B	1
4	R03010000013	Drain Hose Heater	1
3	MBF8002104003430	Evap Right Cover	1
2	MBF8002104002430	Evap Left Cover	1
1	R02002000040	Evaporator	1
No.	Part#	Part Name	Qty

